


Haitian Mars Series



Haitian Mars Series Specifications International


HT 070905-IV



HAITIAN INTERNATIONAL HOLDINGS LIMITED

Unit 1105 Level 11
Metroplaza Tower 2
223 Hing Fong RD Kwai Fong N.T
haitian@mail.haitian.com
www.haitian.com

Haitian Partner:



NINGBO HAITIAN HUAYUAN MACHINERY CO., LTD.

Export Processing Zone, Ningbo 315800 China
+86-574-86177242
+86-574-86221864
haitian@mail.haitian.com
www.haitian.com

Specification

INJECTION UNIT

Screw diameter	mm
Screw L/D ratio	L/D
Shot size (theoretical)	cm ³
Injection weight (PS)	g
Injection rate (PS)	g/s
Injection pressure	MPa
Plasticizing capacity	kg/h
Screw speed	rpm

CLAMPING UNIT

Clamp tonnage	kN
Toggle stroke	mm
Mold platen dimension	mm
Space between tie bars	mm
Max. mold height	mm
Min. mold height	mm
Max. mold opening stroke	mm
Ejector stroke	mm
Ejector force	kN
Ejector number	pcs

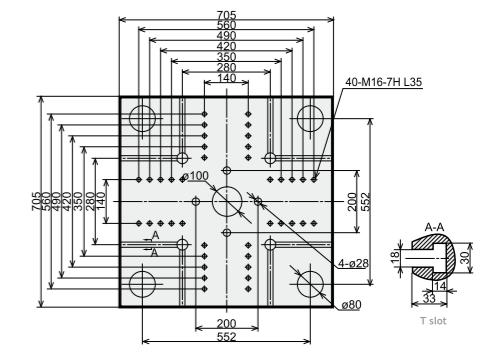
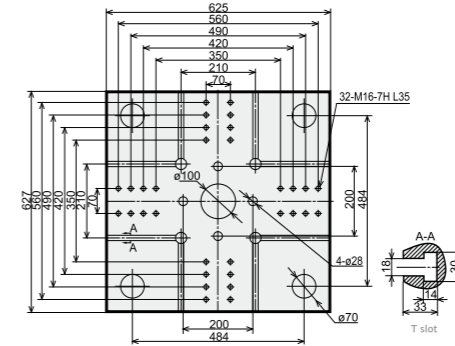
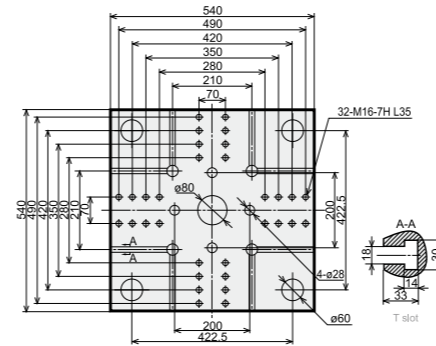
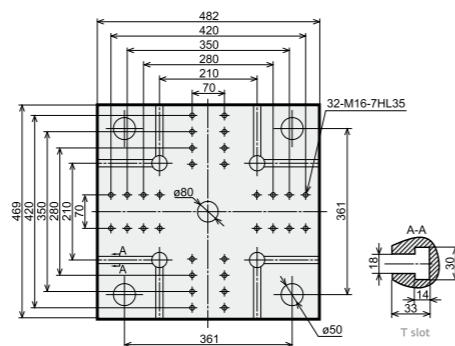
OTHERS

Heater power	kW
Adjusted pressure	MPa
Pump motor power	kW
Machine dimension (l x w x h)	m
Machine weight	t
Hopper capacity	kg
Oil tank capacity	l

	MA 600/150			MA 900/300			MA 1200/410			MA 1600/600		
	A	B	C	A	B	C	A	B	C	A	B	C
Screw diameter	26	30	34	32	36	40	36	40	45	40	45	50
Screw L/D ratio	24.2	21	19.5	22.5	20	18	23.3	21	18.7	22.5	20	18
Shot size (theoretical)	66	88	113	121	153	188	173	214	270	253	320	395
Injection weight (PS)	60	80	103	110	139	171	157	195	246	230	291	359
Injection rate (PS)	74	99	127	92	116	144	117	144	182	135	171	211
Injection pressure	236	177	138	249	196	159	236	192	151	237	188	152
Plasticizing capacity	25.2	33.48	41.04	39.6	45.36	55.44	45.36	55.44	72	55.44	72	86.4
Screw speed		291			301			272			254	
Clamp tonnage		600			900			1200			1600	
Toggle stroke		270			320			360			430	
Mold platen dimension		482 x 469			540 x 540			625 x 627			705 x 705	
Space between tie bars		310 x 310			360 x 360			410 x 410			470 x 470	
Max. mold height		330			380			450			520	
Min. mold height		120			150			150			180	
Max. mold opening stroke		600			700			810			950	
Ejector stroke		70			100			120			140	
Ejector force		22			33			33			33	
Ejector number		1			5			5			5	
Heater power		5.1			6.2			9.75			9.75	
Adjusted pressure		16			14			14			14	
Pump motor power		11			13			15			18.5	
Machine dimension (l x w x h)		3.62 x 1.13 x 1.76			4.2 x 1.23 x 1.86			4.73 x 1.26 x 1.96			5.02 x 1.35 x 1.96	
Machine weight		2.5			3.46			4.6			5.3	
Hopper capacity		25			25			25			25	
Oil tank capacity		180			240			280			350	

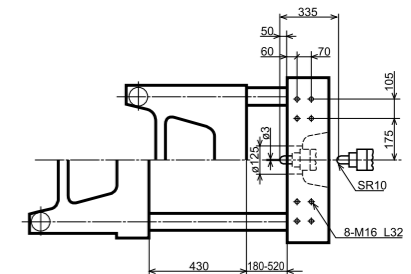
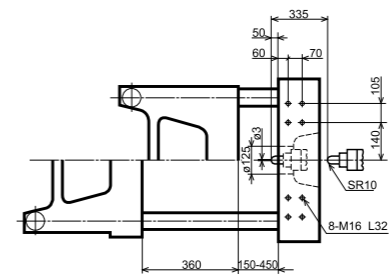
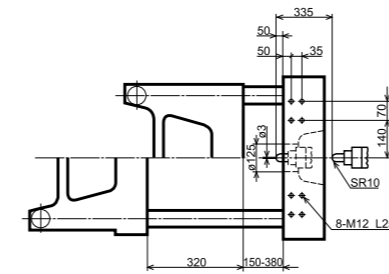
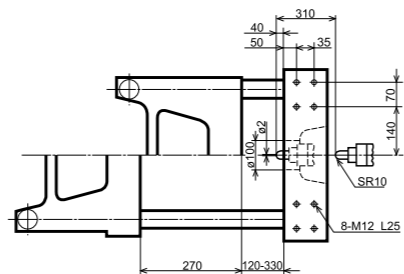
Platen dimensions

Moving platen



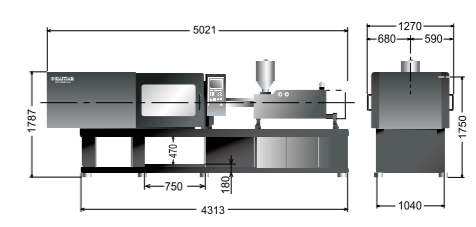
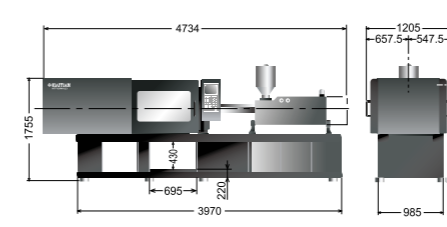
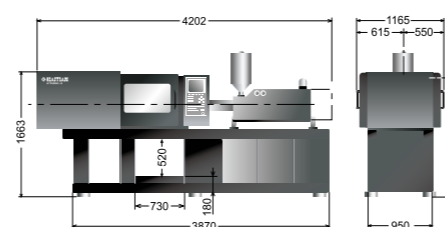
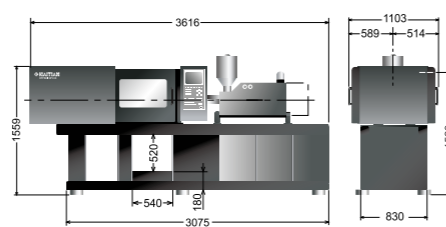
Platen dimensions

Mounting hole for robot/spure picker top view from fixed platen



Machine dimensions

We reserve the right to make changes as a result of further technical advantages.



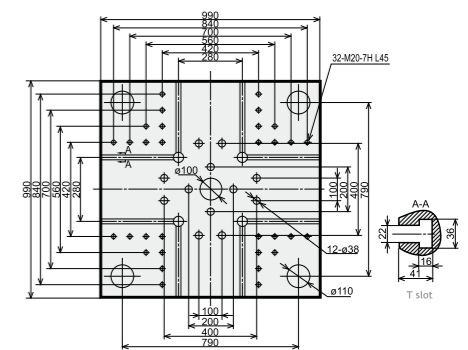
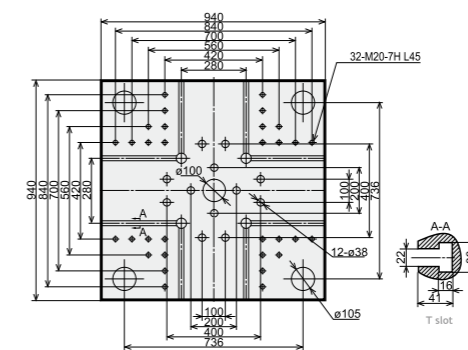
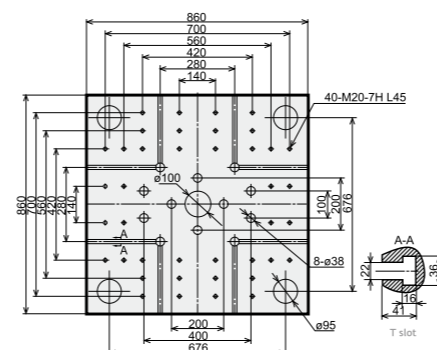
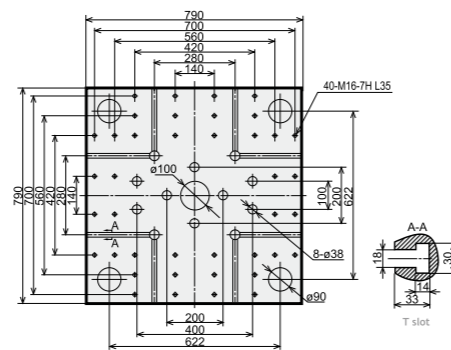
* Depend on injection size

Specification

		MA 2000/770			MA 2500/1000			MA 2800/1350			MA 3200/1700		
		A	B	C	A	B	C	A	B	C	A	B	C
INJECTION UNIT													
Screw diameter	mm	45	50	55	50	55	60	55	60	65	60	65	70
Screw L/D ratio	L/D	22.2	20	18.2	22	20	18.3	21.8	20	18.5	21.7	20	18.6
Shot size (theoretical)	cm ³	334	412	499	471	570	679	618	735	863	792	929	1078
Injection weight (PS)	g	304	375	454	429	519	618	562	669	785	721	845	981
Injection rate (PS)	g/s	191	235	285	205	248	295	270	321	377	277	325	377
Injection pressure	MPa	231	187	154	215	177	149	218	184	156	213	181	156
Plasticizing capacity	kg/h	72	86.4	106.56	86.4	106.56	121.32	106.56	121.32	137.52	121.32	137.52	161.64
Screw speed	rpm		220			240			267			240	
CLAMPING UNIT													
Clamp tonnage	kN		2000			2500			2800			3200	
Toggle stroke	mm		490			540			590			640	
Mold platen dimension	mm		791 x 791			860 x 860			940 x 940			990 x 990	
Space between tie bars	mm		530 x 530			580 x 580			630 x 630			680 x 680	
Max. mold height	mm		550			580			630			680	
Min. mold height	mm		200			220			230			250	
Max. mold opening stroke	mm		1040			1120			1220			1320	
Ejector stroke	mm		140			150			150			160	
Ejector force	kN		62			62			62			62	
Ejector number	pcs		9			9			13			13	
OTHERS													
Heater power	kW		14.25			16.65			18.45			20.85	
Adjusted pressure	MPa		14			14			14			14	
Pump motor power	kW		22			30			37			37	
Machine dimension (l x w x h)	m		5.45 x 1.58 x 2.00			5.86 x 1.67 x 2.09			6.43 x 1.83 x 2.08			6.9 x 1.91 x 2.08	
Machine weight	t		6.9			8.3			11			13	
Hopper capacity	kg		50			50			50			50	
Oil tank capacity	l		420			555			705			730	

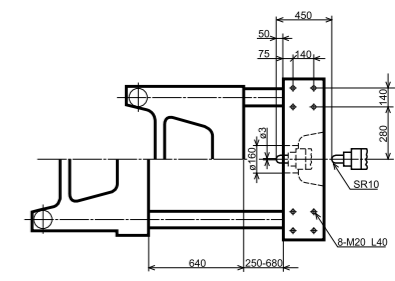
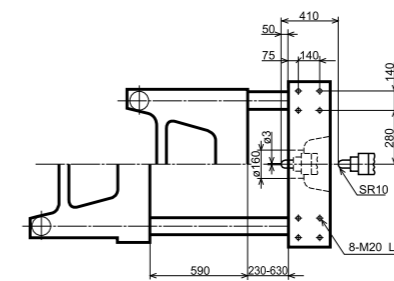
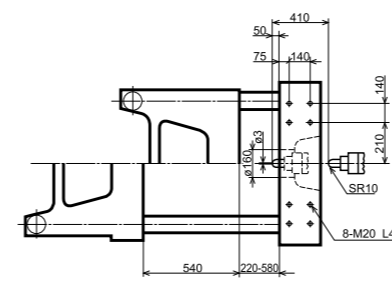
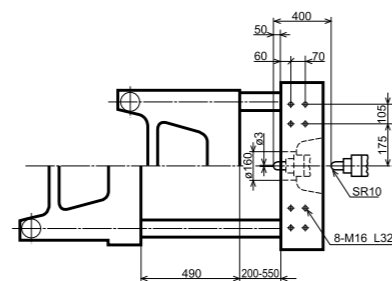
Platen dimensions

Moving platen



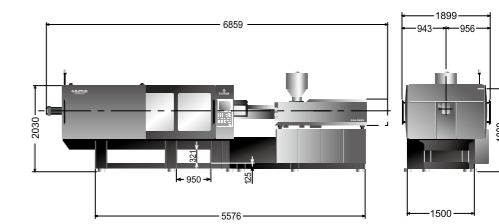
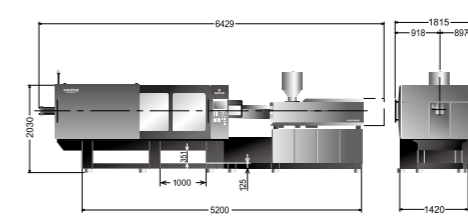
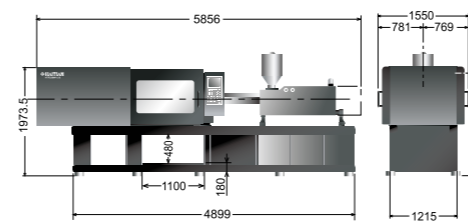
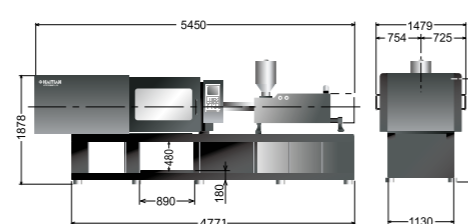
Platen dimensions

Mounting hole for robot/spure picker top view from fixed platen



Machine dimensions

We reserve the right to make changes as a result of further technical advantages.



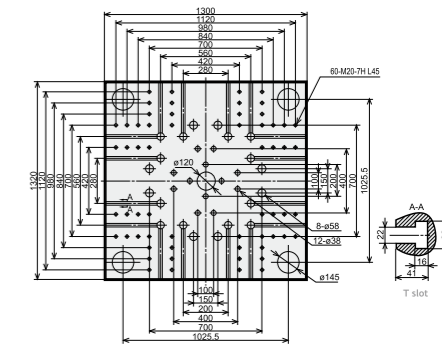
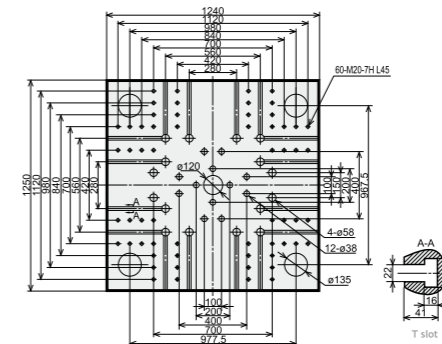
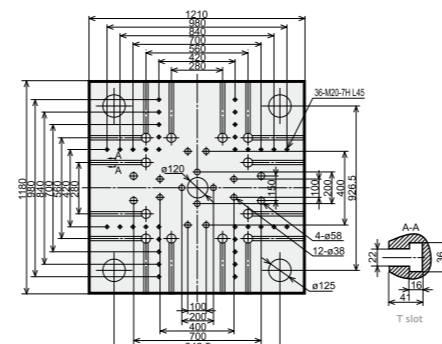
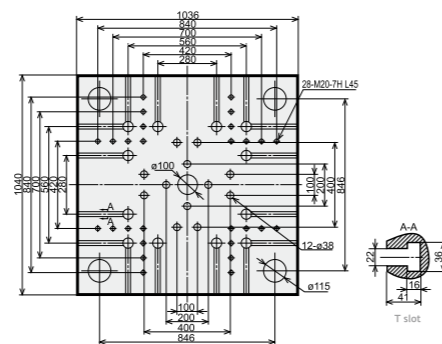
* Depend on injection size

Specification

		MA 3800/2250				MA 4700/2950				MA 5300/4500				MA 6000/4500			
		A	B	C	D	A	B	C	D	A	B	C	D	A	B	C	D
INJECTION UNIT																	
Screw diameter	mm	65	70	75	80	70	75	80	90	80	85	90	100	80	85	90	100
Screw L/D ratio	L/D	21.5	20	18.7	17.5	22.9	20	19.1	17.8	22	20.7	19.6	17.6	22	20.7	19.6	17.6
Shot size (theoretical)	cm ³	1068	1239	1423	1619	1424	1860	2050	2354	2212	2497	2799	3456	2212	2497	2799	3456
Injection weight (PS)	g	972	1127	1295	1473	1296	1693	1866	2142	2013	2272	2547	3145	2013	2272	2547	3145
Injection rate (PS)	g/s	330	383	440	500	351	403	464	587	448	505	567	700	448	505	567	700
Injection pressure	MPa	210	181	158	139	206	179	158	125	205	182	162	131	205	182	162	131
Plasticizing capacity	kg/h	137.52	161.64	185.04	211.32	161.64	185.04	211.32	258.48	211.32	235.44	258.48	311.4	211.32	235.44	258.48	311.4
Screw speed	rpm	213				180				149				154			
CLAMPING UNIT																	
Clamp tonnage	kN	3800				4700				5300				6000			
Toggle stroke	mm	700				780				850				900			
Mold platen dimension	mm	1060 x 1066				1210 x 1180				1240 x 1250				1300 x 1320			
Space between tie bars	mm	730 x 730				820 x 820				840 x 830				880 x 880			
Max. mold height	mm	730				780				850				880			
Min. mold height	mm	280				320				350				380			
Max. mold opening stroke	mm	1430				1560				1700				1780			
Ejector stroke	mm	180				200				220				240			
Ejector force	kN	110				110				158				158			
Ejector number	pcs	13				13				17				21			
OTHERS																	
Heater power	kW	24.85				30.95				44.45				44.45			
Adjusted pressure	MPa	14				16				16				16			
Pump motor power	kW	45				55				55				55			
Machine dimension (l x w x h)	m	7.36 x 1.96 x 2.15				8.16 x 2.13 x 2.28				9.23 x 2.2 x 2.66				9.5 x 2.23 x 2.66			
Machine weight	t	15				19				26				29			
Hopper capacity	kg	50				50				100				100			
Oil tank capacity	l	750				900				1040				1040			

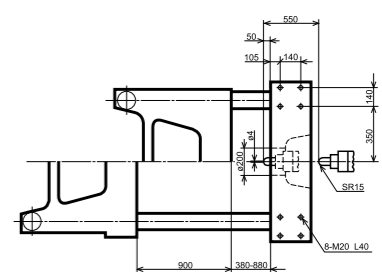
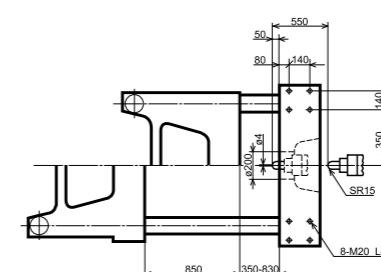
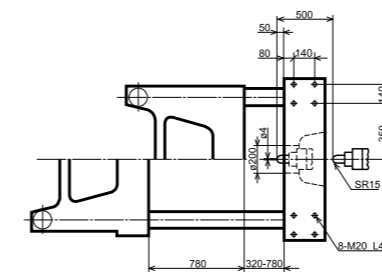
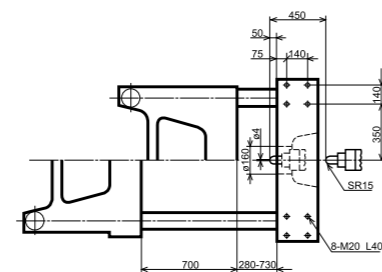
Platen dimensions

Moving platen



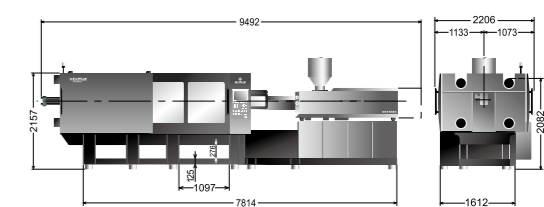
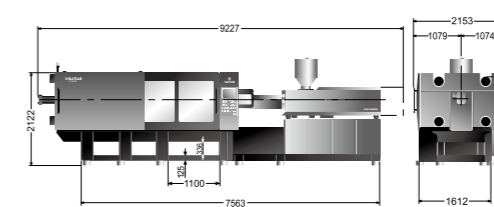
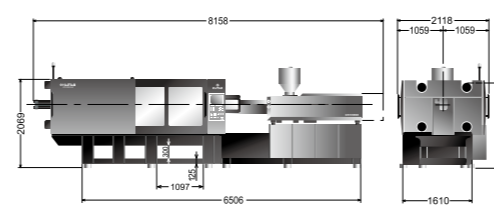
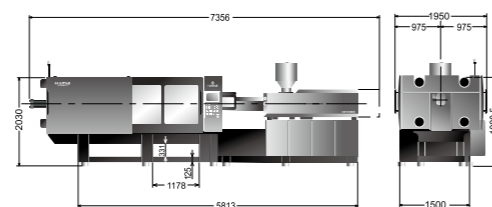
Platen dimensions

Mounting hole for robot/spure picker top view from fixed platen



Machine dimensions

We reserve the right to make changes as a result of further technical advantages.



* Depend on injection size